

Blankner K8

Media Center Collection Development Plan
2023-24

Junella Kreil

Junella Kreil
Principal

Amanda Stone

Amanda Stone
Certified Educational Media Specialist

Table of Contents

Table of Contents	2
Executive Summary	2
District Strategic Plan 2025	2
School Collection Development Plan	3
School Analysis	3
Collection Analysis (July 2023)	3
Collection Analysis by Category (July 2023)	5
Notes	6
Representation Analysis	6
Results	7
Summary	7
Strategic Focus	7
Budget and Purchasing Plan	8
Annual Budget 2023-2024	8
Purchasing Plan 2023-2024	9
Year-to-Year Collection Change	13

Executive Summary

District Strategic Plan 2025

Orange County Public Schools is the eighth-largest school district in the United States and the fourth largest in Florida. The district serves more than 206,000 students at 202 schools and is one of the largest employers in Central Florida with more than 25,000 team members.

Vision: To ensure every student has a promising and successful future.

Mission: With the support of families and the community, we create enriching and diverse pathways to lead our students to success.

School Collection Development Plan

Blankner K8 serves 798 students enrolled in grades Kindergarten through eighth. The student population's ethnicity is made of 27% Hispanic and 73% Non-Hispanic students. Additionally, we serve a diverse population made up of 80% White, 9% Black, 0% Native, 4% Asian, 1% Pacific, and 5% Multicultural students.

The administration includes Principal Junella Kreil and Assistant Principals Aimee Hinson and Steve Conti. Blankner K8 is proud to offer the many special programs which provide students with opportunities. These include STEAM, the living lab, chess club, garden club, NJHS, SGA, soccer, track and basketball.

A thorough analysis of the current media center collection at Blankner K8 indicates that the average age of the collection is 2006 and the number of books per student is 17. The [American Association for School Libraries](#) has established a criteria for highly effective media centers that includes a ratio of 15-20 books available per student in the collection.

At this time, Blankner K8 does not meet the recommended standards for the number of books per student.

The analysis of the collection also revealed the following areas of strengths and concerns:

- Our ELA FAST scores are lower than our FSA scores were.
- We have more non-English speaking students than we've ever had, so bilingual titles need to be added. This would mostly be books in Spanish.
- The average age of our collection is 2006 which needs improvement.
- With 27% of our students being Hispanic, our collection only has 1% representation.
- Our middle school section needs weeding and new titles added.
- Students have access to 2,881 ebooks, magazines and audiobooks through Sora and 1,180 through Destiny.
- Some of our popular science topics, such as animals, pets and space need updating.

- Some areas of nonfiction, such as computer science, are not popular with the students, so rather than updating these books, students can be referred to sources online such as the Florida Electronic Library.
- New book purchases will focus on Hispanic representation (including biographies), middle school fiction and the 590s (animals) in nonfiction.
- Weeding will focus on non-circulating and poor condition middle school titles as well as titles from the 590s (animals) that are in poor condition.

School Assessment Analysis

The school assessment analysis provides an overview of the school's assessment data for the previous two school years.

Proficiency Data							
Assessment	2020-21	Assessment	2022-23	Assessment	2021-22	Assessment	2022-23
		Star Early Literacy Proficiency	64%				
		Star Reading Proficiency	73%			Star Math Proficiency	65%
FSA ELA Grade 3	79%	FAST ELA Proficiency Grade 3	76%	FSA Math Grade 3	78%	FAST Math Proficiency Grade 3	82%
FSA ELA Grade 4	84%	FAST ELA Proficiency Grade 4	76%	FSA Math Grade 4	85%	FAST Math Proficiency Grade 4	70%
FSA ELA Grade 5	84%	FAST ELA Proficiency Grade 5	76%	FSA Math Grade 5	78%	FAST Math Proficiency Grade 5	80%
FSA ELA Grade 6	64%	FAST ELA Proficiency Grade 6	62%	FSA Math Grade 6	62%	FAST Math Proficiency Grade 6	65%
FSA ELA Grade 7	64%	FAST ELA Proficiency Grade 7	58%	FSA Math Grade 7	66%	FAST Math Proficiency Grade 7	48%

FSA ELA Grade 8	59%	FAST ELA Proficiency Grade 8	60%	FSA Math Grade 8	50%	FAST Math Proficiency Grade 8	67%
Civics EOC	75%	Civics EOC	67%	FSA Algebra 1 EOC	94%	BEST Algebra 1 EOC	95%
NGSSS Sci 5 EOC	80%	NGSSS Sci 5 EOC	86%	FSA Geometry EOC	100%	BEST Geometry EOC	100%
NGSSS Sci 8 EOC	72%	NGSSS Sci 8 EOC	69%				

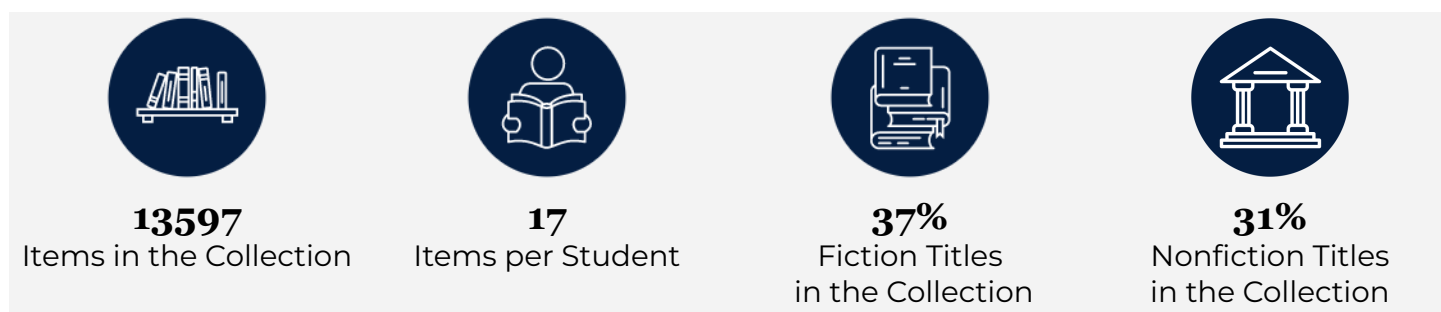
Comparison between 2021-22 and 2022-23 Testing Data

(adapted from <https://www.fldoe.org/accountability/assessments/k-12-student-assessment/results/2023.stml>)

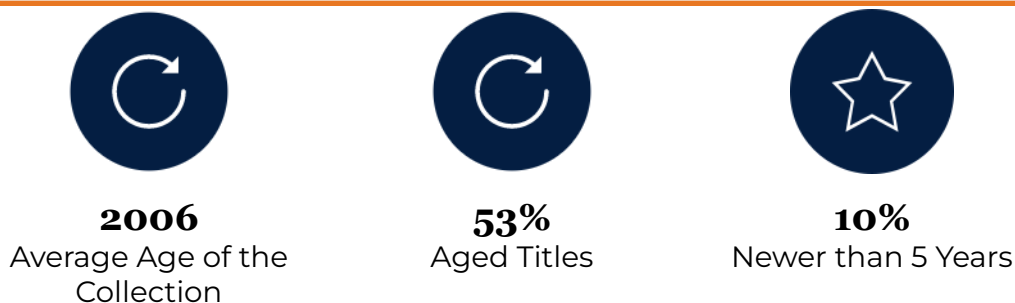
In 2023, the state transitioned from Florida Standards Assessments (FSA) to Florida Assessment of Student Thinking (FAST) for English Language Arts (ELA) and Mathematics. The 2022-23 for FAST and Benchmarks for Excellent Student Thinking (B.E.S.T.) End-of-Course (EOC) assessments are based on **provisional** achievement level cuts that are linked to each assessment's respective 2021-22 reporting scale. Comparisons should not be made between the 2023 data and previous years' data. The implementation of FAST K-2 in the 2022-23 school year was the first administration of statewide assessments for students in grades K-2. These assessments include Star Early Literacy Proficiency, Star Reading Proficiency, and Star Math Proficiency.

Collection Analysis

The collection is developed for and influenced by students, their interests, academic needs and alignment to the curriculum. The data below is a snapshot of the collection based on a Titlewise Analysis from July 2023. Purchasing or weeding after that time is not reflected in this data.



Library media resources are curated to include both recently published works and classics that both rightfully impact the average age of the collection.

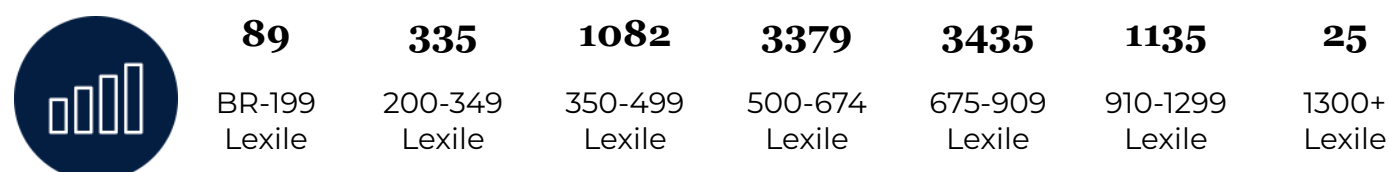


Library media resources should be representative of the school. A commitment to representative literature is reflective of **OCPS values such as equity, inclusion, and respect.**

Social-Emotional Learning (SEL) library media resources can contribute to the **development of character and social-emotional skills**, one of the OCPS's key performance indicators.



Library media resources are distributed across the **Lexile reading level ranges** noted below.



Collection Analysis by Category

The information collected in this section provides a detailed look at the current library collection by classification and genre. The information was gathered from Follett Destiny, the library management system, and Titlewave, the vendor's ordering and analysis tool.

Section	# of Titles	Average Age
Computer Science, Information & General Works	28	2009
Philosophy & Psychology	33	2003
Religion	57	2003
Social Sciences	743	2002
Language	136	2002
Science	1116	2007
Technology	454	2008
Arts & Recreation	430	2008
Literature	263	2001
History & Geography	993	2005
Biography	916	2005
Easy	2771	2002
General Fiction	4992	2008
Graphic Novels	442	2015

Notes

- All areas of our collection need updating, particularly nonfiction.
- While it's not reflected here, the middle school fiction section needs weeding and updating.
- Our biography section needs updating.
- Science topics need updating.
- Graphic novels are updated but as they are hugely popular, we need more.

Representation Analysis

Enrollment & Demographic Data					
798 2023-24 Student Enrollment as of September 7, 2023	Subgroups		Federal Ethnicity		
	10% ELL	11% ESE	27% Hispanic	73% Non-Hispanic	
Federal Race Category					
80% White	9% Black	0% Native	4% Asian	1% Pacific	5% Multicultural

To deepen focus on strategic collection development, specific sections of the collection were analyzed in detail to determine whether the media center collection reflects and represents various points of view and experiences. The goal is to provide a balanced collection that can be both a mirror, to reflect a reader's experience, and a window, so readers can experience different viewpoints.

Results

Based on the available school data of Blankner K8 in comparison to Collection Analysis results, it was found that:

Student Representation	% of Students	Total # of Titles	Total % of Titles	Avg. Age of Titles
Hispanic	27%	178	1%	2008
Black	9%	584	4%	2008
Native	0%	240	2%	2001
Asian	4%	128	1%	2009

Strategic Focus

This page lists the priorities for selection and weeding for each school year and includes the action, updates, and outcomes. This is subject to change due to funding and time constraints.

School Year	Strategic Focus
2023-2024	Selection Priorities <ul style="list-style-type: none">• Animal titles, especially reptiles and sharks• Middle School Fiction• Biographies• Titles in Spanish
	Weeding Priorities <ul style="list-style-type: none">• Nonfiction 590s (animals)• Middle School Fiction• Biography
2024-2025	Selection Priorities <ul style="list-style-type: none">• Sports-both general info about specific sports and info about teams particularly soccer in both the U.S. and other countries.• Books on planets and space that are reflective of current science• Contemporary poetry and fairy tales where covers have been updated and are more appealing.

	<p>Weeding Priorities</p> <ul style="list-style-type: none"> • 796 (sports) • 523 (space, planets, etc.) • Poetry and fairy tales
--	---

Budget and Purchasing Plan

This page outlines the current budget available and specifically lists the priorities for this school year (2023-2024).

Annual Budget 2023-2024

State Funds	
Source	Amount
State (1001111000)	10,070.89
Internal Accounts	
Source	Amount
Book Fair Profits	\$5000
Scholastic Bucks	
Library Fines	\$500
Grants or Donations	
TOTAL	15,570.89

Purchasing Plan 2023-2024

Approximate Purchasing Plan	
Purpose	Amount
SSYRA for 23-24 & 24-25	\$5000

Middle school fiction	\$2500
Nonfiction	\$3000
TOTAL	\$10,500

Year-to-Year Collection Change

The information below represents the year-to-year change within the library media center collection from the 2022-23 to 2023-24 school year. The 2022-23 data is based on a collection analysis from June 2022, while the 2023-24 is based on a collection analysis from July 2023.

Data Reflection

- Titles were weeded based on low or no circulation and poor condition.
- Last year's weeding improved the age of the collection.
- Prior to weeding, many shelves were so crowded, it was difficult for students to choose books.

2022-23 Purchased and Weeded Materials			
Materials Added to the Collection	383	Materials Weeded from the Collection	2,686
Category	2022-23	2023-24	
 Items in the Collection	15821	13597	
 Items per Student	19	17	
 Average Age of Collection	2005	2006	



**Representative
Titles in the
Collection**

40%

34%

OCPS Blankner K8 Collection Development Plan 2023-2024

Final Audit Report

2023-09-28

Created:	2023-09-28
By:	Amanda Stone (Amanda.Stone@ocps.net)
Status:	Signed
Transaction ID:	CBJCHBCAABAAIZq16ZpBIZLBKjsSu8I7RWB3fD9UfpWR

"OCPS Blankner K8 Collection Development Plan 2023-2024" History

-  Document created by Amanda Stone (Amanda.Stone@ocps.net)
2023-09-28 - 4:20:22 PM GMT
-  Document emailed to Junella Kreil (junella.kreil@ocps.net) for signature
2023-09-28 - 4:22:20 PM GMT
-  Email viewed by Junella Kreil (junella.kreil@ocps.net)
2023-09-28 - 4:42:02 PM GMT
-  Document e-signed by Junella Kreil (junella.kreil@ocps.net)
Signature Date: 2023-09-28 - 4:43:45 PM GMT - Time Source: server
-  Agreement completed.
2023-09-28 - 4:43:45 PM GMT